

Quick Start Guide


High Velocity Masking Tape – Orange

1 Clean Surfaces



Before applying tape, remove dust, grease and dirt with a cloth and alcohol, or tack cloth.


2 Smoothing



Apply tape and remove ripples, air pockets and bubbles with a smoothing tool.

3 Coating

Pre-Coating




Post-Coating



Properly applied, HVMT Orange tape will protect non-target surfaces from the extreme heat of the coating process.

4 Remove Tape



Post-Tape Removal

Tape is easily removed with little or no residue left behind. Clean any residue with a soft cloth and alcohol (if needed).